



28 January 2025
ASX Announcement

Q4-2024 Results Investor Presentation

Calgary, Alberta – Burgundy Diamond Mines Limited (ASX:BDM) (Burgundy or the Company) has released an updated investor presentation for its fourth-quarter results conference call scheduled for the 29th January 2025.

This announcement was authorised for release by the board of Burgundy Diamond Mines Limited.

-ENDS-

Investor enquiries

investor@burgundydiamonds.com

Media enquiries

communications@burgundydiamonds.com

About Burgundy Diamond Mines Limited

Burgundy Diamond Mines is a premier independent global scale diamond company focused on capturing the end-to-end value of its unique vertically integrated business model.

Burgundy's innovative strategy is focused on capturing margins along the full value chain of the diamond industry, including mining, production, cutting and polishing, and the sale of diamonds. By building a balanced portfolio of diamond projects in favourable jurisdictions, including the globally ranked Canadian mining asset, Ekati, and a diamond cutting and polishing facility in Perth, Burgundy has unlocked access to the full diamond value chain. This end-to-end business model with total chain of custody provides traceability along every step of the process, with Burgundy able to safeguard the ethical production of the diamonds from mining to marketing and discovery to design. Burgundy was founded in Perth, Western Australia. The company is led by a world-class management team and Board.

Caution regarding Forward Looking Information

This document contains forward looking statements concerning Burgundy Diamond Mines Limited. Forward looking statements are not statements of historical fact and actual events and results may differ materially from those described in the forward-looking statements as a result of a variety of risks, uncertainties and other factors. Forward looking statements in this document are based on Burgundy's beliefs, opinions and estimates as of the dates the forward-looking statements are made, and no obligation is assumed to update forward looking statements if these beliefs, opinions or estimates should change or to reflect other future developments.

For personal use only

ersonal use only

Q4-2024 RESULTS

28th January 2025

Burgundy Diamond Mines Limited

ASX: BDM

BURGUNDYDIAMONDS.COM



BURGUNDY
DIAMOND MINES

A reliable producer of premium diamonds to the global luxury market



IMPORTANT NOTICE AND DISCLAIMER

This Presentation is given on behalf of Burgundy Diamond Mines Limited (ASX: BDM) (ABN 33 160 017 390) (Burgundy or Company). By accepting, accessing or reviewing this Presentation, you acknowledge and agree to the terms set out in this Important Notice and Disclaimer.

Information in this Presentation and Disclaimer

This Presentation has been provided to you solely to convey information about Burgundy. This Presentation is for information purposes only is not a recommendation or advice in relation to Burgundy or any product or service offered by Burgundy or any of its subsidiaries. The information in the Presentation is of a general nature only, does not purport to be complete and is not intended to be relied upon as advice to investors or potential investors in evaluating a possible investment in Burgundy. It has been prepared by Burgundy with due care, but other than as required by law, no representation or warranty, express or implied, is provided in relation to the accuracy, fairness or completeness of the information, opinions and conclusions contained in this Presentation. To the maximum extent permitted by law, none of Burgundy and its related bodies corporate, or their respective directors, employees or agents, nor any other person accepts liability for any loss arising from the use of this Presentation or its contents or otherwise arising in connection with it, including, without limitation, any liability from fault or negligence. In particular, no representation or warranty, express or implied, is given as to the accuracy, completeness or correctness, likelihood of achievement of reasonableness of any forecasts, prospects, statements or returns contained in this Presentation. Such forecasts, prospects, statements or returns are by their nature subject to significant uncertainties and contingencies. Actual future events may vary from those included in this Presentation.

Statements in this Presentation are made only as of the date of this Presentation, unless otherwise stated, and the information in this Presentation remains subject to change without notice. None of Burgundy, its representatives or advisers is responsible for updating, or undertakes to update, this Presentation. Items depicted in photographs and diagrams are not assets of Burgundy, unless stated.

This Presentation should be read in conjunction with Burgundy's other periodic and continuous disclosure information lodged with the ASX, which are available at www.asx.com.au and on Burgundy's investor relations centre accessible via <https://www.burgundydiamonds.com/asx-announcements>

Not financial product advice or offer

This document is based on information available to the Company at the time of preparation from sources believed to be reliable, and it remains subject to the qualifications in this document. This document is not, and should not be construed as, a recommendation by the Company or any of its related bodies corporate (as that term is defined in the Corporations Act), affiliates or associated entities or any of their respective officers, directors, employees, partners, contractors, consultants, agents or advisers or any other party referred to in this document to you to invest in the Company.

This Presentation has been prepared without accounting for any person's individual objectives, financial or tax situation or any particular needs. Readers should consider the appropriateness of the information having regard to their own objectives, financial and tax situation and needs, make their own enquiries and investigations regarding all information in this Presentation including but not limited to the assumptions, uncertainties and contingencies which may affect future operations of Burgundy and the impact that different future outcomes may have on Burgundy, and seek legal and taxation advice appropriate for their jurisdiction.

No offer or advertisement

This Presentation does not constitute an invitation, recommendation, advertisement or offer to apply for shares and does not contain any application form for shares. Neither this Presentation nor anything contained in it shall form the basis of any contract or commitment and it is not intended to induce any person to engage in, or refrain from engaging in, any transaction.

This Presentation has been prepared for publication in Australia and may not be released to US wire services or distributed in the United States. The distribution of this Presentation in the United States and elsewhere outside Australia may be restricted by law. Persons who come into possession of this Presentation should observe any such restrictions as any non-compliance could contravene applicable securities laws.

Past performance

Past performance information, including past share price information, given in this Presentation is given for illustrative purposes only and should not be relied upon as an indication of future performance.

Future performance

Forward-looking statements, opinions and estimates provided in this Presentation are based on assumptions and contingencies which are subject to change without notice, as are statements about market and industry trends, which are based on interpretations of current market conditions. Forward-looking statements reflect expectations as at the date of this Presentation. However, they are not guarantees or predictions of future performance or events or statements of fact. They involve known and unknown risks, uncertainties and other factors, many of which are beyond Burgundy's control, and which may cause actual results to differ materially from anticipated results, performance or achievements expressed or implied by the forward-looking statements contained in this Presentation. For example, future diamond price deterioration may affect the Company's ability to operate profitably.

Other than as required by law, although they believe there is a reasonable basis for any forward-looking statements, neither Burgundy nor any other person (including any director, officer or employee of Burgundy or any related body corporate) gives any representation, assurance or guarantee (express or implied) as to the accuracy or completeness of each forward-looking statement or that the occurrence of any event, results, performance or achievement will actually occur. Except as required by applicable laws or regulations, Burgundy does not undertake to publicly update or review any forward-looking statements, whether as a result of new information or future events.

IMPORTANT NOTICE AND DISCLAIMER

Financial information

Certain financial data included in this Presentation is 'non IFRS financial information' and "non-GAAP" financial measures under Regulation G of the U.S. Securities Exchange Act of 1934, as amended. These measures are used internally by management to assess the performance of the business and make decisions on the allocation of resources and are included in this Presentation to provide greater understanding of the underlying financial performance of the Burgundy's operations.

When reviewing business performance, this non-IFRS/non-GAAP information should be used in addition to, and not as a replacement of, measures prepared in accordance with IFRS. Readers are cautioned not to place undue reliance on any non-IFRS/non-GAAP financial information and ratios included in this Presentation. The non-IFRS/non-GAAP information has not been subject to audit or review by Burgundy's external auditor.

The non-IFRS/non-GAAP measures do not have any standard definition under IFRS and may be calculated differently by other companies.

Market share information

All market share information in this Presentation is based on management estimates and internally available information, unless otherwise indicated.

Reliance on third party information

The views expressed in this Presentation contain information that has been derived or sourced from publicly available sources or third parties (such as market and industry data). Such information has not been independently verified by Burgundy nor have those third parties or industry or general publications authorised or approved the publication of this Presentation. No representation or warranty is made as to the accuracy, completeness or reliability of such information. This Presentation should not be relied upon as a recommendation or forecast by Burgundy.

Ore Reserves and Mineral Resources Reporting

The information in this announcement with respect to Ore Reserves and Mineral Resources for the Ekati Diamond Mine were released by the Company on 2nd May 2024 ("Amended Annual Mineral Resources and Ore Reserves"). The Company confirms it is not aware of any new information or data that materially affects the information included in this ASX release and, in the case of estimates of Ore Reserves and Mineral Resources, that all material assumptions and technical parameters underpinning the estimates continue to apply and have not materially changed.

Data, photographs and diagrams

Photographs and diagrams used in this Presentation that do not have descriptions are for illustration only and should not be interpreted to mean that any person shown in them endorses this Presentation or its contents or that the assets shown in them are owned by the Company. Diagrams used in this Presentation are illustrative only and may not be drawn to scale. Unless otherwise stated, all data contained in charts, graphs and tables is based on information available at the date of this document.

Currency

All amounts in this Presentation are in US dollars unless otherwise stated.

Effect of rounding

A number of figures, amounts, percentages, estimates, calculations of value and fractions in this Presentation are subject to the effect of rounding. Accordingly, the actual calculation of these figures may differ from the figures set out in this Presentation.

PRESENTERS

Q4-2024 results



Kim Truter
Chief Executive Officer & Managing Director



Brad Baylis
Chief Financial Officer



Michael O'Keeffe
Chairman



BURGUNDY
DIAMOND MINES



Ekati wildlife

ersonal use only

OVERVIEW



01

Chairman opening

02

Operational and financial performance

03

Growth

04

2024 achievements

05

2025 outlook



Chairman opening

CHAIRMAN'S MESSAGE

Belief in the diamonds sector remains bullish

Countercyclical strategy:

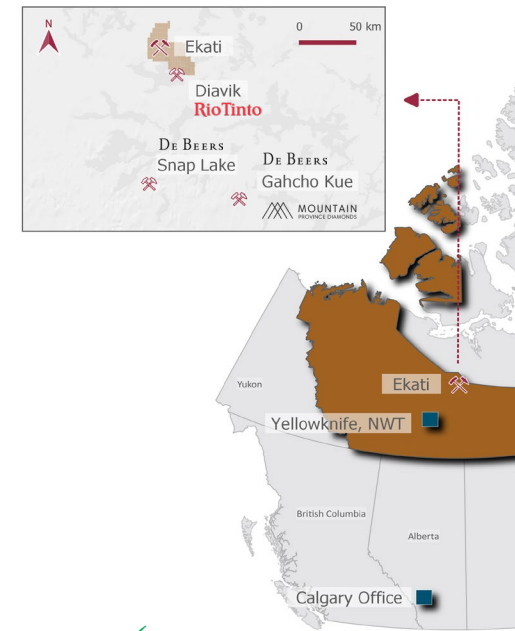
- Diamond mining “disinterest” has created a countercyclical investment environment that has worked for other commodities (iron ore, coal, uranium etc.)
- Provides an opportunity to pick-up cheap, “unloved” assets with limited competition (unlike gold, copper etc.)
- Chairman, Michael O’Keeffe, has executed on this strategy several times, most recently, Champion Iron (ASX:CIA) - now a ~A\$3-billion-dollar company acquired at the bottom of the iron ore market for ~A\$12 million

The right asset in the diamond industry:

- 1 Tier-1 location ✓
- 2 Producing operation with impressive infrastructure ✓
- 3 Top 10 production capability based on output (carats) ✓
- 4 Long mine life extension potential ✓

Key messages:

- **Belief in the asset and team is strong**
- **The market will turn**
- **Patience required**



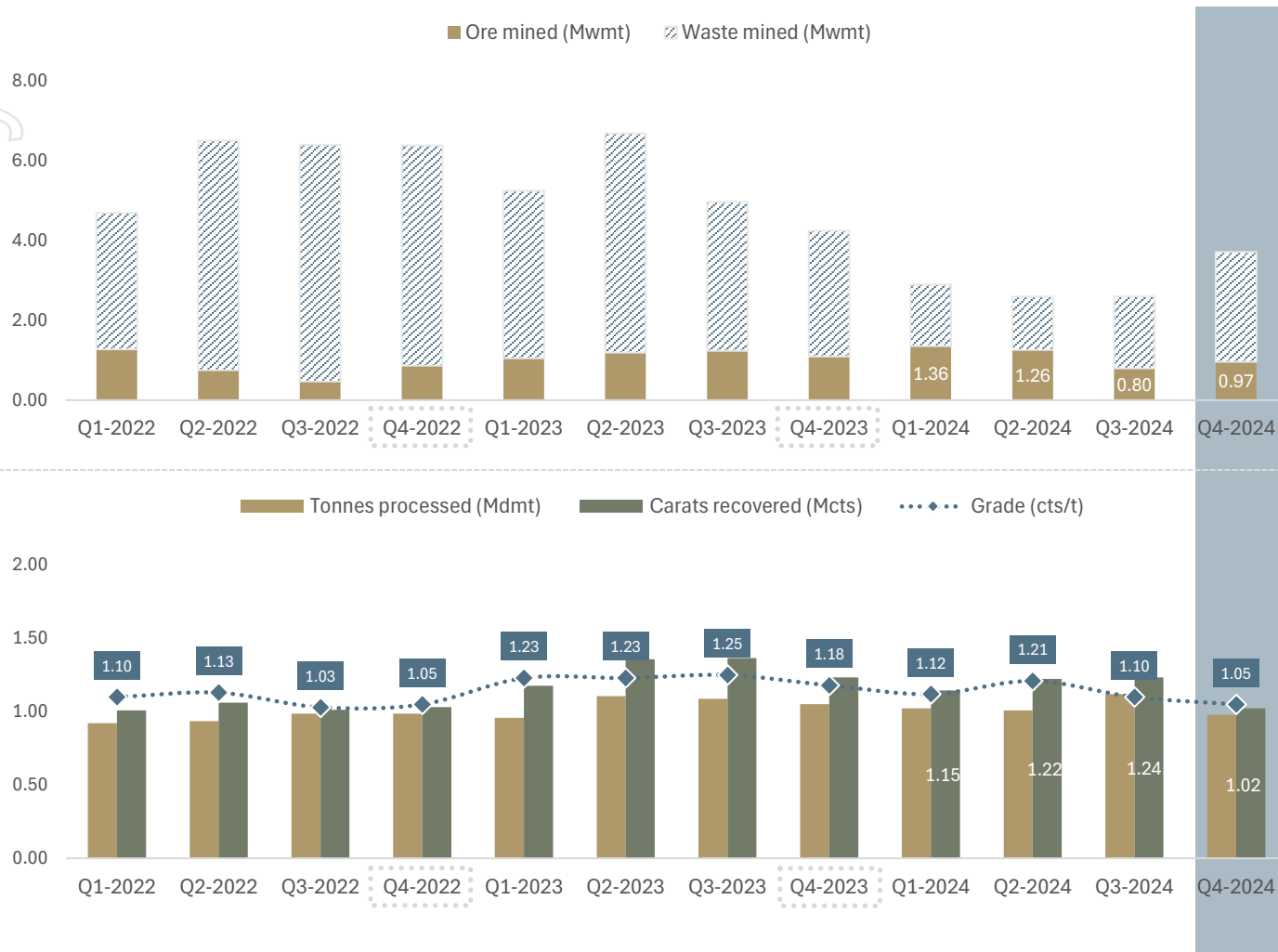


Q4-2024

**Operational and
financial performance**

OPERATIONAL HIGHLIGHTS

Q4-2024



- Lower ore mined during the quarter, due to mining operations transitioning from Sable to Point Lake open pit
- Carats recovered lower than the prior corresponding period due to lower grade ore blend (plant feed supplemented with lower quality ore)

Waste mined

(Q4-2024 vs Q4-2023)



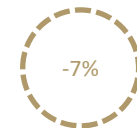
Ore mined

(Q4-2024 vs Q4-2023)



Tonnes processed

(Q4-2024 vs Q4-2023)



Carats recovered

(Q4-2024 vs Q4-2023)



Grade recovered

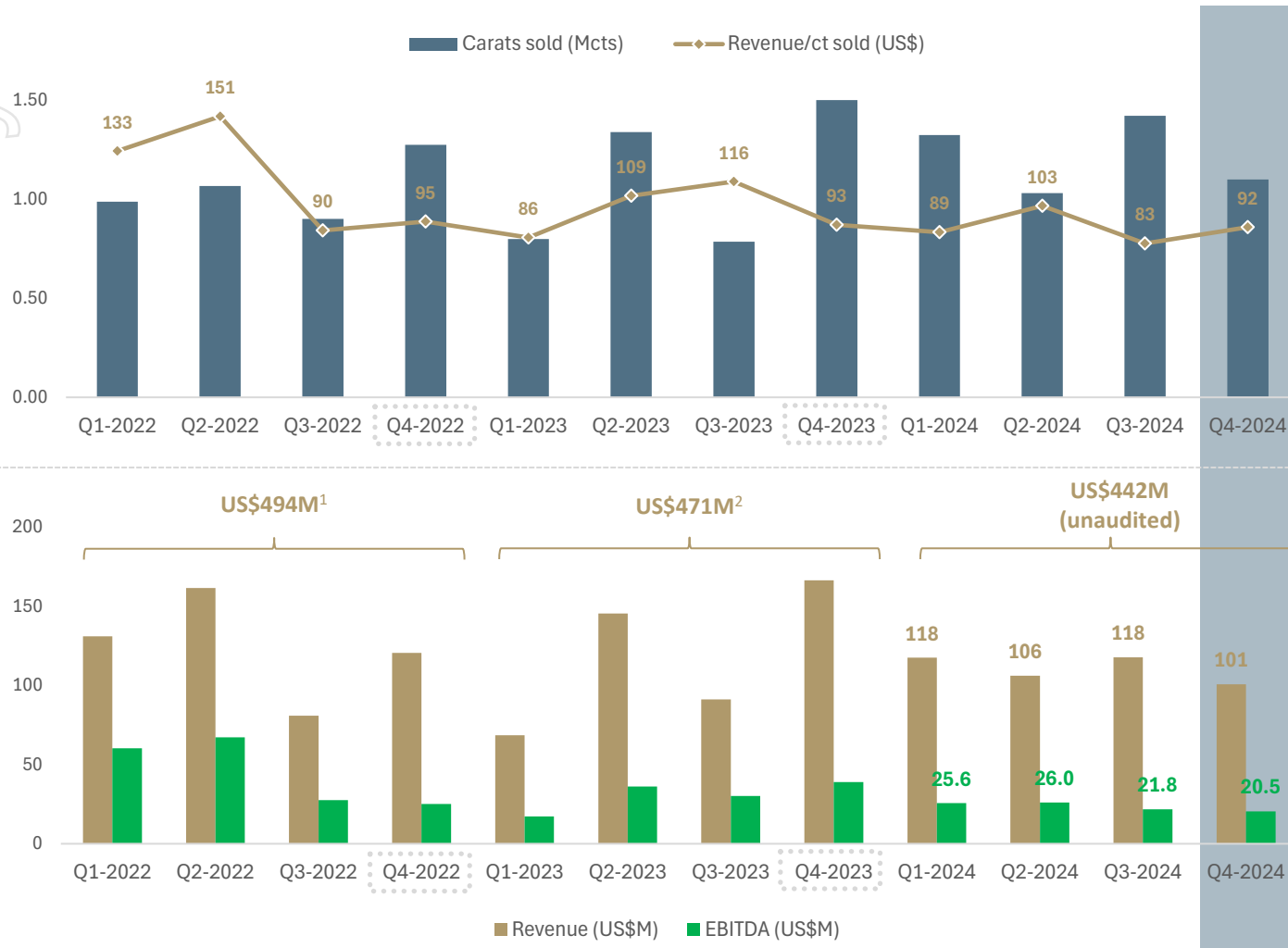
(Q4-2024 vs Q4-2023)



Notes: All currency values reflect US dollars unless stated otherwise. Percentage variances for the operational metrics between Q4-2024 and Q4-2023 have been calculated on a thousand (K) per unit scale. Mwmt = Million Wet Metric Tonnes; Mdmmt = Million Dry Metric Tonnes; Mcts = Million Carats; cts/t – carats per ton.

SALES AND FINANCIAL HIGHLIGHTS

Q4-2024



- Carats sold for the quarter was slightly below the average run rate (lower quality goods carried over to Q1-2025)
- Like for like pricing in Dec 2024 sale saw increases in the mid to larger sized categories

Carats sold
(Q4-2024 vs Q4-2023)



Revenue/ct sold
(Q4-2024 vs Q4-2023)

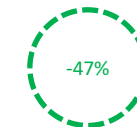


- Unaudited revenue for the year only down 6% vs 2023 despite adverse market conditions
- Revenue for the quarter lower due to fewer carats sold
- Earnings impacted by lower revenue

Revenue
(Q4-2024 vs Q4-2023)



EBITDA
(Q4-2024 vs Q4-2023)



Notes: All currency values reflect US dollars unless stated otherwise. Annual 2024 metrics are unaudited. Percentage variances for the sales metrics between Q4-2024 and Q4-2023 have been calculated on a thousand (K) per unit scale. Mcts = Million Carats. EBITDA is a non-IFRS metric and is calculated as Net income (Loss) plus Current Tax Expense (Recovery) plus Deferred Tax Expense (Recovery) plus Finance Expenses plus Depreciation and Amortisation. (1) 100% ACDM's revenue. (2) Pro-rata to include ACDM's consolidated H1-2023 financials.

BALANCE SHEET POSITION

Disciplined cash management

Priorities:

- 1 Funding cash-accretive mine life optimisation and extension projects
- 2 Meeting and reducing our debt obligations
- 3 Ensuring sufficient cash reserves to fund working capital obligations relating to our operating environment
- 4 Returning surplus cash to shareholders as dividends

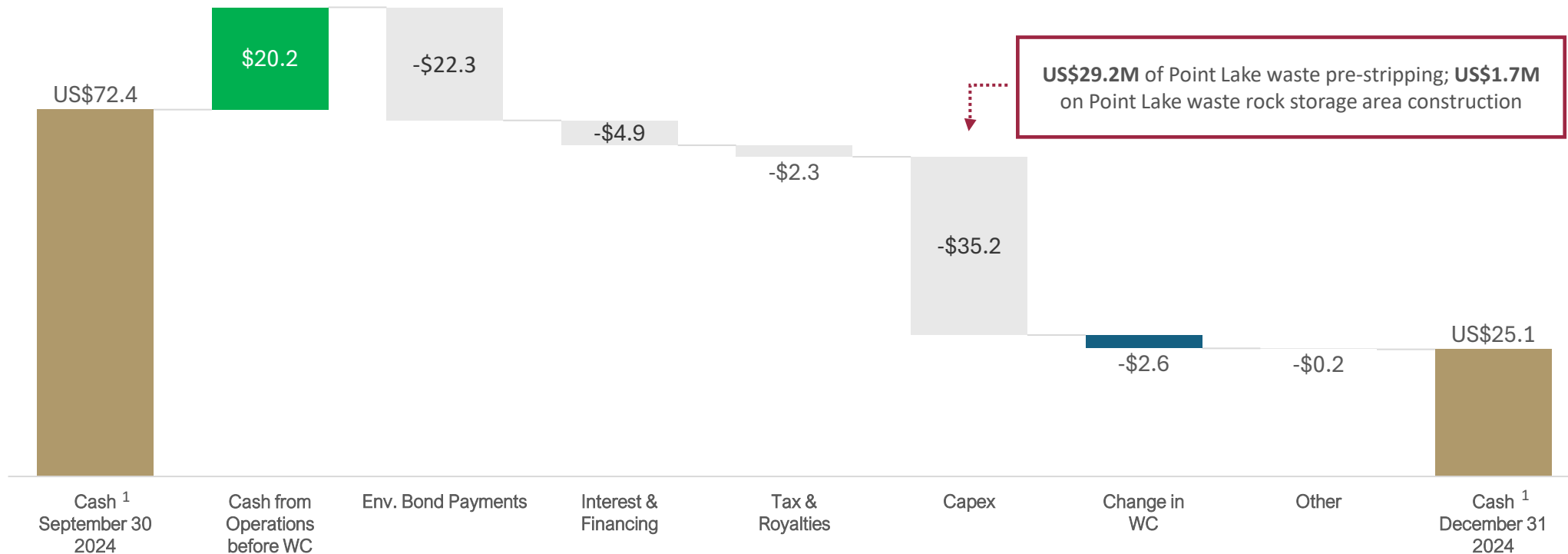
	Time →	30-Jun-23	30-Sep-23	31-Dec-23	31-Mar-24	30-Jun-24	30-Sep-24	31-Dec-24
Property, plant, equipment (US\$M)		277	205	239	224	232	264	287
Other non-current assets ¹ (US\$M)		49	70	75	76	74	75	93
Cash and cash equivalents (US\$M)		67	46	94	83	57	72	25
Diamond inventories ² (US\$M)		124	157	109	108	100	73	63
Net cash / (debt) ³ (US\$M)		(181)	(82)	(35)	(44)	(63)	(23)	(66)
Net cash, including diamond inventories/ (debt) ⁴ (US\$M)		(57)	75	74	64	37	51	(3)

Notes: (1) Other non-current assets includes sample diamond, restricted cash associated with letter of credit and reclamation deposits. (2) Diamond inventories are shown at the lower of cost and net realisable value and also include samples diamonds. (3) Net cash is a non-IFRS metric and is calculated as cash less debt, debt is defined as Terms Loans plus Convertible Debt plus Promissory (Earn out) Notes plus Capital Leases. (4) Net Cash (including diamond inventories) is a non-IFRS metric and is calculated as Net Cash less Diamond Inventories at the lower of cost and net realisable value.

CASH CHANGE DETAILS

September 30, 2024 to December 31, 2024 (US\$M)

- Cash and cash equivalent balance of US\$25.1M
- The major cash movements included:
 - Two environmental bond payments totalling US\$22.3M
 - US\$35.2M capital expenditures, including ~US\$31M for Point Lake mining preparation



Notes: Please refer to Q4-2024 quarterly activities report. (1) Cash and cash equivalents.



Growth

MISERY UNDERGROUND MINE

Active drilling targeting significant mine life extension

Update on activities:

- Misery deep drilling 100% complete
- Misery deep drilling results being analysed for Mineral Resource and Ore Reserve reporting
- Misery Southwest extension drilling is 40% complete;
- Misery Southwest extension bulk sample completed (results pending). A second bulk sample will be taken in Q2-2025

Reminder:

- Negligible capital spend for additional ore at Misery due to existing infrastructure
- Highly profitable operation (approximately US\$235M annual production value)¹
- Targeting operational efficiencies to increase output in 2025

Notes: Misery "Deep" refers to Misery Main ore body. (1) Refer to ASX announcement dated 10th July 2024.



2024 Misery underground drilling programme

POINT LAKE OPEN PIT MINE

Ekati's next mine in Q1-2025

Update on activities:

- Open pit benches established
- Point Lake ore exposed (as of 31st December)
- Bulk sample from the main Point Lake kimberlite to be recovered in Q1-2025
- First ore production on track for Q1-2025 using a modified pit design focused on the main Point Lake kimberlite, significantly reducing strip ratio

Reminder:

- 10th mining operation to enter ore production at Ekati
- 24 million carats in Indicated Resources, containing yellow diamond population¹
- Operation will make use of nearby Misery camp infrastructure (~2 km away)
- Significant hauling efficiencies given proximity to Misery (Sable was in opposite direction)

Notes: (1) Including Probable Ore Reserves (see appendix), as of 31st December 2023.



Point Lake open pit mine preparation for Q1-2025 ore production start date

Early January 2025



2024 achievements

CY-2024 GUIDANCE RESULTS

Majority of targets achieved in difficult market conditions & transition to Point Lake

- CY-2024 carats recovered target was narrowly missed by 2%
- CY-2024 EBITDA missed by 6% due to lower revenue in Q3-2024/Q4-2024
- Remaining targets were achieved

		Operational guidance			
	Units	CY-2024 low	CY-2024 high	2024 (actual)	Status
Waste tonnes mined	Mwmt	10.5	11.0	7.4	Exceeded
Ore tonnes mined	Mwmt	4.2	4.7	4.4	Achieved
Tonnes processed	Mdmt	4.0	4.4	4.1	Achieved
Carats sold	Mcts	4.9	5.3	4.9	Achieved
Carats recovered	Mcts	4.7	5.0	4.6	Missed

		Financial guidance			
		CY-2024 low	CY-2024 high	2024 (actual)	Status
Revenue		US\$430M	US\$460M	US\$442M	Achieved
EBITDA		US\$100M	US\$120M	US\$94M	Missed

Notes: Annual metrics are unaudited and therefore subject to change.



Ekati light vehicle

ersonal use only

2024 REVIEW

Strides towards executing Company strategy

- Successful transition from Sable to Point Lake open pit
- Convertible Notes of US\$23M repaid
- Renegotiated environmental bond payment schedule enabling the Company to amortise its payments over the Ekati life of mine (current and/or updated), and a minimum cash protection of US\$30M¹
- Qualifying environmental trust established, with a total cash contribution of US\$58M made in 2024 with refundable tax credit
- The qualifying environmental trust tax credits can be applied to 2024 taxable income, carry back to tax period ended December 2023 or carry forward to future years
- Strong progress made on mine life extension opportunities
- Multiple innovative sales channels implemented outside of the traditional auction process; double the number of government royalty valuations for 2025 - increased from 10 to 20, improving cash flow
- Weathered a very difficult diamond market with prices well below normal

Notes: See ASX announcement dated 14th August 2024 and 17th December 2024.



Ekati processing plant



2025 outlook

2025 HIGHLIGHTS

Positive year ahead

Market:

- Global rough diamond supply dipped below 105 Mcts in 2024 for first time since 1995¹. Medium to long term thesis for strong diamond prices is maintained
- Indications are that the industry has hit pricing bottom


Operations:

- Major production, hauling and cost efficiencies projected due to co-location of Misery Underground and Point Lake open pit (~2 km from one another)
- Mining production workforce all located in Misery accommodation – less travel time
- All ore long haul now in one direction
- This will “simplify” Ekati’s operation, significantly reducing costs
- On track to release first mine plan by the end of Q1-2025, followed by longer-term mine plan in the second half of the year

Financial:

- Robust business plan in place for 2025
- Significant focus on strengthening our balance sheet, including advancing non-dilutive working capital opportunities

Notes: (1) Paul Zimnisky Analytics (estimate).



Ekati haul road servicing Point Lake and Misery underground

ENSURING LIQUIDITY STAYS ROBUST

Improving Burgundy's cash position

- Several initiatives focussed on cash management and working capital management
- Double the royalty valuations (from 10-20) to smooth revenue from increased number of sales and to further shorten the diamond inventory pipeline
- Several credible innovative diamond purchase options available
- Work underway on fuel consignment opportunity to reduce one off cash outflows and improve working capital management
- Progress on non-dilutive working capital facility through existing and new providers



Ekati main camp adjacent to historic open pit

ASX: BDM

ABN: 33 160 017 390

www.burgundydiamonds.com

Investor enquiries

investor@burgundydiamonds.com

Media enquiries

communications@burgundydiamonds.com



MINERAL RESOURCE AND ORE RESERVE – BURGUNDY DIAMOND MINES

As of 31st December 2023

Kimberlite pipes		Measured Resources			Indicated Resources			Inferred Resources		
Pipe Name	Type	Mt	Ct/t	Mcts	Mt	Ct/t	Mcts	Mt	Ct/t	Mcts
Sable	OP	-	-	-	7.1	0.9	6.8	0.3	1.0	0.3
Point Lake	OP	-	-	-	31.7	0.8	24.0	9.6	0.8	7.3
Phoenix	OP	-	-	-	0.0	0.0	0.0	1.8	1.4	2.5
Challenge	OP	-	-	-	0.0	0.0	0.0	2.6	1.3	3.4
Leslie	OP	-	-	-	0.0	0.0	0.0	50.8	0.3	16.3
Misery Main	UG	-	-	-	0.5	5.1	2.7	1.2	5.6	6.9
Fox	UG	-	-	-	45.6	0.4	16.5	5.1	0.4	2.2
Stockpile	OP	-	-	-	0.1	1.7	0.1	6.7	0.2	1.0
Jay	OP	-	-	-	48.1	1.9	89.8	4.2	2.1	8.7
Lynx	OP	-	-	-	0.5	0.8	0.4	0.2	0.8	0.2
Total Mineral Resources					133.7	1.0	140.3	82.6	0.6	48.7

Project/Operation	Proven Ore Reserves			Probable Ore Reserves		
	Mt	Ct/t	Mcts	Mt	Ct/t	Mcts
Sable Open Pit	-	-	-	3.0	0.7	2.2
Point Lake Open Pit	-	-	-	9.1	0.6	5.3
Misery Underground	-	-	-	0.7	3.3	2.3
Fox Underground	-	-	-	31.0	0.3	10.3
Run of Mine Stockpiles	-	-	-	0.1	0.8	0.1
Total Ore Reserves	-	-	-	43.9	0.5	20.3

Notes: As at 31 December 2023. Excludes depletion from mining activities undertaken in 2024. Rounding may affect the stated value. Mineral Resources (Measured and Indicated) are inclusive of Ore Reserves. Mineral resources are stated at a 0.5 mm bottom cut-off, whereas Ore Reserves are stated at a 1.0 mm bottom cut-off. More information on Burgundy's Ore Reserve and Mineral Resource estimate can be found in the ASX announcement dated 2nd May 2024 "Amended Annual Mineral Resources and Ore Reserves".